

## CA-BC-UNI.001 DUAL CAMERA SWITCH



EN - Installation Manual

### Function


- Switch position to '1': secondary camera activated
- Switch position to '0': reverse camera activated



1

### Power supply


Ducato NAVGATE EVO units: Plug 'n' play  
Other Pioneer units: Red to 12V accessory / Black to ground



2

### Connect reverse signal (PURPLE / WHITE)

Reverse signal from vehicle



3


### Connect reverse signal (PURPLE / WHITE)

Reverse signal to Pioneer unit



4


### Connect video signals



5

### Connect video signals

RFK = Reverse camera / AWK = Alternative camera



6

### Install switch

Drill 20 mm hole