

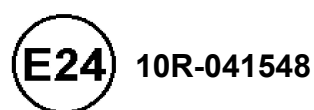
Technical Description:

	Min	Max
Operating Input voltage range	7 Vdc	12 Vdc
Operating Output voltage	12 Vdc*	
Permanent Out current	5A dc continuous Up to 10A for 6 seconds	
Key Out current	100 mA	
Standby consumption	< 5 mA	
Key In consumption	< 1 mA	
Max output power	120 W	
Efficiency	-	90%
Overcurrent/Short protection	YES (EXT FUSE)	
Polarity reversal protection	YES (EXT FUSE)	
Operating Temperature	-40°C ÷ +85°C	
Dimensions	75x25x55mm	
Weight	300g	
Certifications	<i>E24(NSAI) approved according to R10-04</i>	

*The circuit only operates in a range of input voltage going from 7V to 12V. Outside this range the circuit stops to operate and the output voltage follows the input voltage minus 0.6V. The Key Out signal is conditioned by the status of the Key In and by the operating state of the regulator (see graphics on page 2), and it is available as a signal for the car stereo.

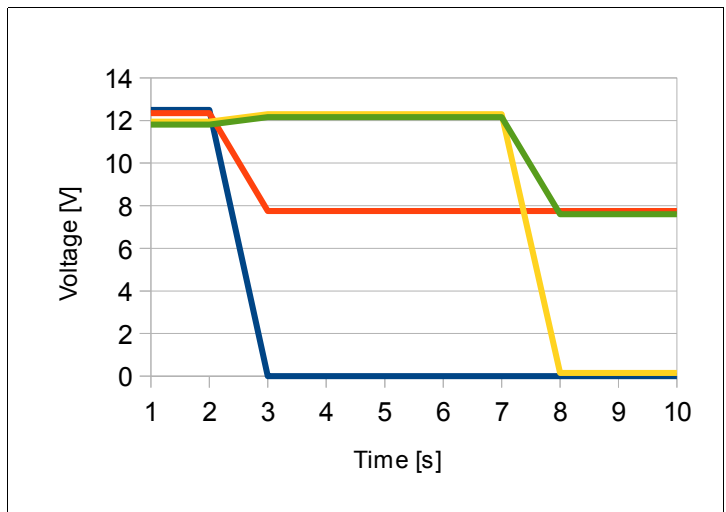
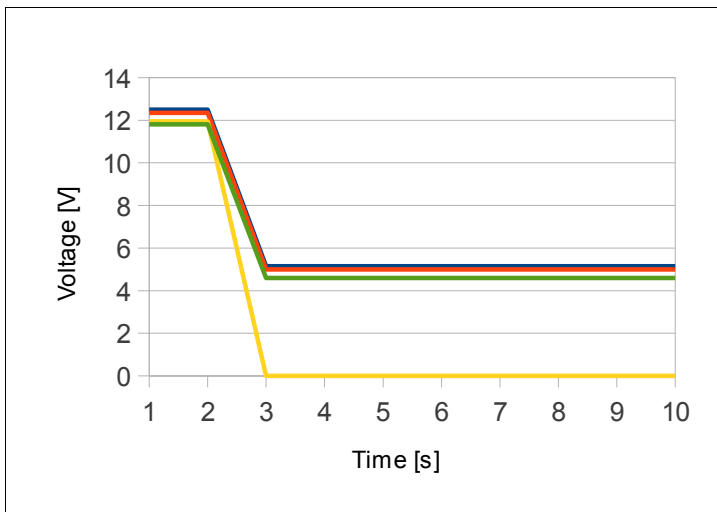
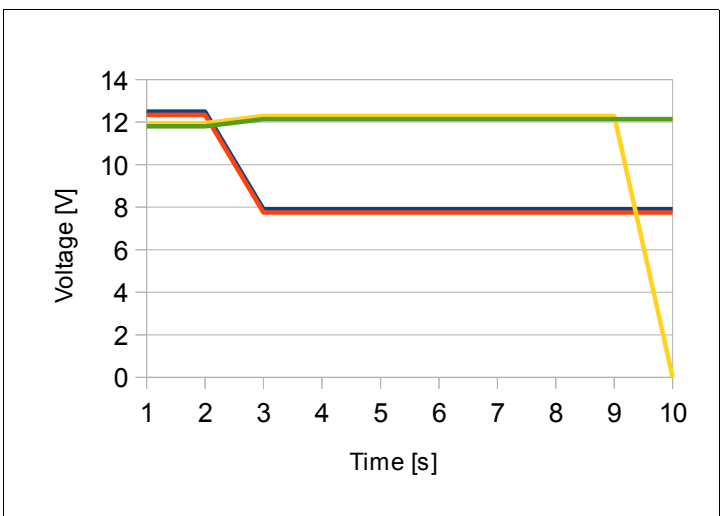
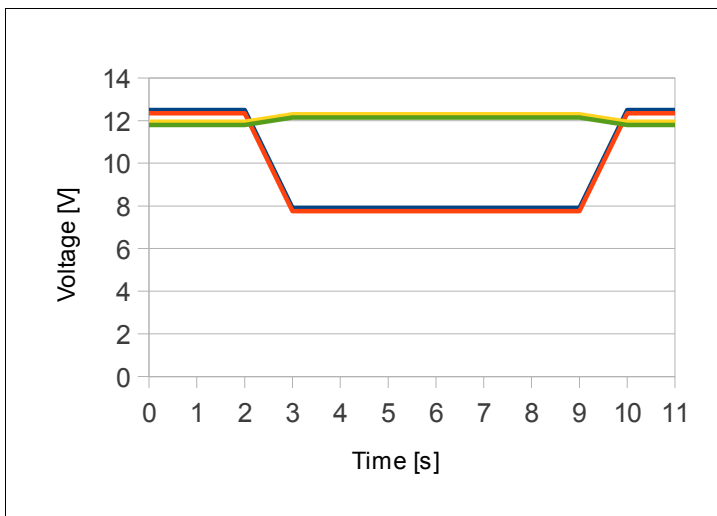
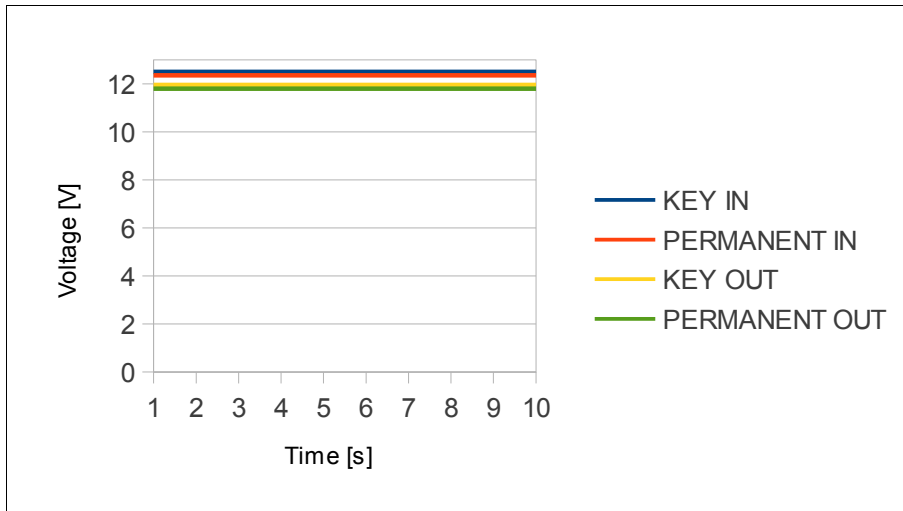
This harness allows to connect:

- YELLOW/RED: 7÷12Vdc input (Permanent In)
- BLUE: 7÷9Vdc input ignition key (Key In)
- YELLOW: 12Vdc output (Permanent Out)
- RED: 12V output key (Key Out)
- BLACK + BLACK: GND (both internally shorted)



The manufacturer will reserve to make technical changes to the device without notice.
 All installation work must be performed by a qualified professional installer only.
 The manufacturer / dealer is not liable for any kind of incidental or indirect damages.
 Version 3.0 Written on 25 10 2017

Functional charts



Note: Fall times is purely indicative.
The charts show the default behavior; customized versions are available with regard to the management of the timing of the outputs.

The manufacturer will reserve to make technical changes to the device without notice.
All installation work must be performed by a qualified professional installer only.
The manufacturer / dealer is not liable for any kind of incidental or indirect damages.
Version 3.0 Written on 25 10 2017