



- Suzuki Swift 2010->


Compatible with double DIN devices

**Double DIN navigation**




Double DIN Kit contents


- (1) Facia Plate
- (2) Mounting Bracket (left)
- (3) Mounting Bracket right




1. Suzuki Swift OEM head unit




2. Lift up air vent unit (see arrows)



3. Unclip OEM head unit  
(see arrows)



4. Remove OEM head unit



5. Mount brackets to  
double DIN head unit

Connect all required harness and  
circuit points. Fix head unit on  
dash board

Push fascia plate over head unit to  
finish installation