


Steering wheel control interface installation kit for:

# DACIA/RENAULT

Model: Dacia: Duster 2015>; Sandero 2015>; Logan 2015>;  
Renault: Captur 2016>;

Kit content: SWC interface  
Wiring harness  
Antenna adapter  
Radio adapter


Customer code: CA-R-DAC.002AE



## INSTALLATION MANUAL

All installation work must be performed by a qualified professional installer only.  
The manufacturer / dealer is not liable for any kind of incidental or indirect damages.  
12/2016 ALL RIGHTS RESERVED. Technical changes possible. No liability for misprints.R2

All installation work must be performed by a qualified professional installer only.  
The manufacturer / dealer is not liable for any kind of incidental or indirect damages.  
12/2016 ALL RIGHTS RESERVED. Technical changes possible. No liability for misprints.



**ATTENTION!**



**In order to prevent ESD damage, the WHEEL REMOTE JACK must be connected before plugging in the connectors on car side.**

**Connect cables to the radio side as follow:**

- 1- to ISO CONNECTORS (black and red housings)
- 2- to WIRED REMOTE SOCKET (NOTE: do not connect to microphone socket)
- 3- to RADIO ANTENNA-CONNECTOR
- 4- to SERVICES (if required); functions are marked on the wires:
  - Pink - Speed
  - Green - Parking

**Connect cables to the car side as follow:**

- 5- to CAR CONNECTOR
- 6- to CAR ANTENNA-CONNECTOR



The steering wheel buttons perform the following functions (if supported by the radio and vehicle):

- 1- Source
- 2- Short Press ( <0,5 Secs ) = Accept incoming call  
Long Press ( >0,5 Secs ) = Reject incoming call \*
- 3- Volume +
- 4- Press the buttons n°3 and n°5 simultaneously :  
Short Press ( <0,5 Secs ) = Mute  
Long Press ( >0,5 Secs ) = Voice \*
- 5- Volume -
- 6- Mode
- 7- Seek down = scroll up
- 8- Seek up = scroll down

\* NOTE: depending on the radio model, the activation time of this function could take up to 3 seconds.

cut along the dotted line - copy for the vehicle owner