

VW OEM eCall retain solution for:


# VOLKSWAGEN ECALL SYSTEM

Model: Volkswagen with eCall module, and MIB/MIB2 or MIB3 headunit

Year: 2021 >

Kit content: Wiring harness


Customer code: CD-SVW-SOS.001



## INSTALLATION MANUAL

All installation work must be performed by a qualified professional installer only. The manufacturer / dealer is not liable for any kind of incidental or indirect damages. 09/2023 ALL RIGHTS RESERVED. Technical changes possible. No liability for misprints.

## - Wiring:



## - Description

1- To headunit connector

2- Black/White wires:

2a- MIB 2    2b- MIB 3    2c- SOS



3- To vehicle connector

4- SWC Interface

5- CANBUS Interface

- **ATTENTION!**

The three black/white wires can be connected together in two ways:



- **Product description: eCall / SOS call system:**

Volkswagen eCall system provides a safe and robust solution to perform a call in case of emergency.

When the original headunit is disconnected / unavailable, the eCall module uses its own backup speaker so that the call is always successful.

With this product, you can retain the full functionality of the system even when the OEM headunit is removed (and, therefore, an aftermarket solution is installed).



## NOTES:

- a- Thanks to this product, when the ignition is on, the SOS button led is GREEN. When performing an SOS call, the audio output comes from the vehicle speakers.
- b- When the ignition is off, the eCall module by design switches to its backup speaker.
- c- The interface included in the harness also prevents the “Dynamic road signs error” to appear on the MFD of the vehicle.  
(Image below for reference)



## - Disclaimer

E-call is a stand-alone safety feature with an integrated speaker and microphone.

By installing the Pioneer E-call interface, the sound will be passed through the front speakers of your vehicle for better comfort.

Pioneer cannot be held responsible for any damages or malfunctions that may occur in the vehicle during, or after the installation of our products.

All compatibilities recommended are subject to change due to vehicle updates or facelifts made by the manufacturer. If you are unclear about certain options available, please contact your local sales point.

All installation work must be performed by a qualified professional installer only.

The manufacturer / dealer is not liable for any kind of incidental or indirect damages.

09/2023 ALL RIGHTS RESERVED. Technical changes possible. No liability for misprints.