

# Pioneer

## Quick start guide

DVD RDS AV RECEIVER

# AVH-270BT AVH-170DVD

### English


This guide is intended to guide you through the basic functions of this unit.

For details, please refer to the Operation manual stored on the CD-ROM.

Furthermore, manuals are available on the website.

*<http://www.pioneer.eu>*

# Notepad



# Declaration of Conformity with regard to the R&TTE Directive 1999/5/EC

Manufacturer:

**PIONEER CORPORATION**

1-1, Shin-ogura, Saiwai-ku, Kawasaki-shi,  
Kanagawa 212-0031, JAPAN

EU Representative's:

**Pioneer Europe NV**

Haven 1087, Keetberglaan 1,  
B-9120 Melsele, Belgium/Belgique  
<http://www.pioneer.eu>



English:

Hereby, Pioneer, declares that this AVH-270BT is in compliance with the essential requirements and other relevant provisions of Directive 1999/5/EC.

Suomi:

Pioneer vakuuttaa täten että AVH-270BT tyyppinen laite on direktiivin 1999/5/EY oleellisten vaatimusten ja sitä koskevien direktiivin muiden ehtojen mukainen.

Nederlands:

Hierbij verklaart Pioneer dat het toestel AVH-270BT in overeenstemming is met de essentiële eisen en de andere relevante bepalingen van richtlijn 1999/5/EG

Français:

Par la présente Pioneer déclare que l'appareil AVH-270BT est conforme aux exigences essentielles et aux autres dispositions pertinentes de la directive 1999/5/CE

Svenska:

Härmed intygar Pioneer att denna AVH-270BT står i överensstämmelse med de väsentliga egenskapskrav och övriga relevanta bestämmelser som framgår av direktiv 1999/5/EG.

Dansk:

Undertegnede Pioneer erklærer herved, at følgende udstyr AVH-270BT overholder de væsentlige krav og øvrige relevante krav i direktiv 1999/5/EF

Deutsch:

Hiermit erkläre Pioneer, dass sich dieses AVH-270BT in Übereinstimmung mit den grundlegenden Anforderungen und den anderen relevanten Vorschriften der Richtlinie 1999/5/EG befindet". (BMW)

Ελληνικά:

ΜΕ ΤΗΝ ΠΑΡΟΥΣΑ Pioneer ΔΗΛΩΝΕΙ ΟΤΙ Η AVH-270BT ΣΥΜΜΟΡΦΩΝΕΤΑΙ ΠΡΟΣ ΤΙΣ ΟΥΣΙΩΔΕΙΣ ΑΠΑΙΤΗΣΕΙΣ ΚΑΙ ΤΙΣ ΛΟΙΠΕΣ ΣΧΕΤΙΚΕΣ ΔΙΑΤΑΞΕΙΣ ΤΗΣ ΟΔΗΓΙΑΣ 1999/5/ΕΚ

Italiano:

Con la presente Pioneer dichiara che questo AVH-270BT è conforme ai requisiti essenziali ed alle altre disposizioni pertinenti stabilite dalla direttiva 1999/5/CE.

Español:

Por medio de la presente Pioneer declara que el AVH-270BT cumple con los requisitos esenciales y cualesquiera otras disposiciones aplicables o exigibles de la Directiva 1999/5/CE

Português:

Pioneer declara que este AVH-270BT está conforme com os requisitos essenciais e outras disposições da Directiva 1999/5/CE.

Čeština:

Pioneer tímto prohlašuje, že tento AVH-270BT je ve shodě se základními požadavky a dalšími příslušnými ustanoveními směrnice 1999/5/ES

Eesti:

Käesolevaga kinnitab Pioneer seadme AVH-270BT vastavust direktiivi 1999/5/EÜ põhinõuetele ja nimetatud direktiivist tulenevatele teistele asjakohastele sätetele.

Magyar:

Alulírott, Pioneer nyilatkozom, hogy a AVH-270BT megfelel a vonatkozó alapvető követelményeknek és az 1999/5/EC irányelv egyéb előírásainak.

Latviešu valoda:

Ar šo Pioneer deklarē, ka AVH-270BT atbilst Direktīvas 1999/5/EK būtiskajām prasībām un citiem ar to saistītajiem noteikumiem.

Lietuvių kalba:

Šiuo Pioneer deklaruoją, kad šis AVH-270BT atitinka esminius reikalavimus ir kitas 1999/5/EB Direktyvos nuostatas.

Malti:

Hawnhekk, Pioneer jiddikjara li dan AVH-270BT jikkonforma mal-htigijiet essenzjali u ma provvedimenti oħrajn relevanti li hemm fid-Direttiva 1999/5/EC

Slovenčina:

Pioneer týmto vyhlasuje, že AVH-270BT spĺňa základné požiadavky a všetky príslušné ustanovenia Smernice 1999/5/ES.

Slovenščina:

Pioneer izjavlja, da je ta AVH-270BT v skladu z bistvenimi zahtevami in ostalimi relevantnimi določili direktive 1999/5/ES.

Română:

Prin prezenta, Pioneer declara ca acest AVH-270BT este in conformitate cu cerintele esentiale si alte prevederi ale Directivei 1999/5/EU.

Български:

С настоящето, Pioneer декларира, че този AVH-270BT отговаря на основните изисквания и други съответни постановления на Директива 1999/5/ЕС.

Polski:

Niniejszym Pioneer oświadczą, że AVH-270BT jest zgodny z zasadniczymi wymogami oraz pozostałymi stosownymi postanowieniami Dyrektywy 1999/5/EC

Norsk:

Pioneer erklærer herved at utstyret AVH-270BT er i samsvar med de grunnleggende krav og øvrige relevante krav i direktiv 1999/5/EF.

Íslenska:

Hér með lýsir Pioneer yfir því að AVH-270BT er í samræmi við grunnkröfur og aðrar kröfur, sem gerðar eru í tilskipun 1999/5/EC

Hrvatski:

Ovime tvrtka Pioneer izjavluje da je AVH-270BT u skladu osnovnim zahtjevima i ostalim odredbama Direktive 1999/5/EC.

# English



: Touch



: Touch and slide

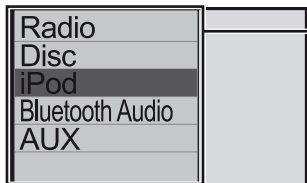
## Selecting the source



Select a source



Display the source list



Select a source

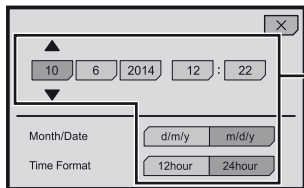
## Setting the clock



1



Switch to clock adjustment display




2




Adjust the clock


## Tuner operation


 Select a band




 Tune into the next station if pressed.  
Start seek tuning if long pressed.

### Select a preset station

1  Display preset channels


2  Select a preset channel




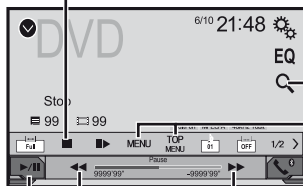
 Store the strongest broadcast frequencies


## Moving images operation


### Operating DVD menu


 Select the desired menu item


 Stop playback




 Move ahead one frame


 Start the search function


 Display the menu

 Fast forward and reverse

 Pause and start playback






 Display the hidden touch panel key

 Change the playback point


## Moving images operation




### Playing videos from your iPod

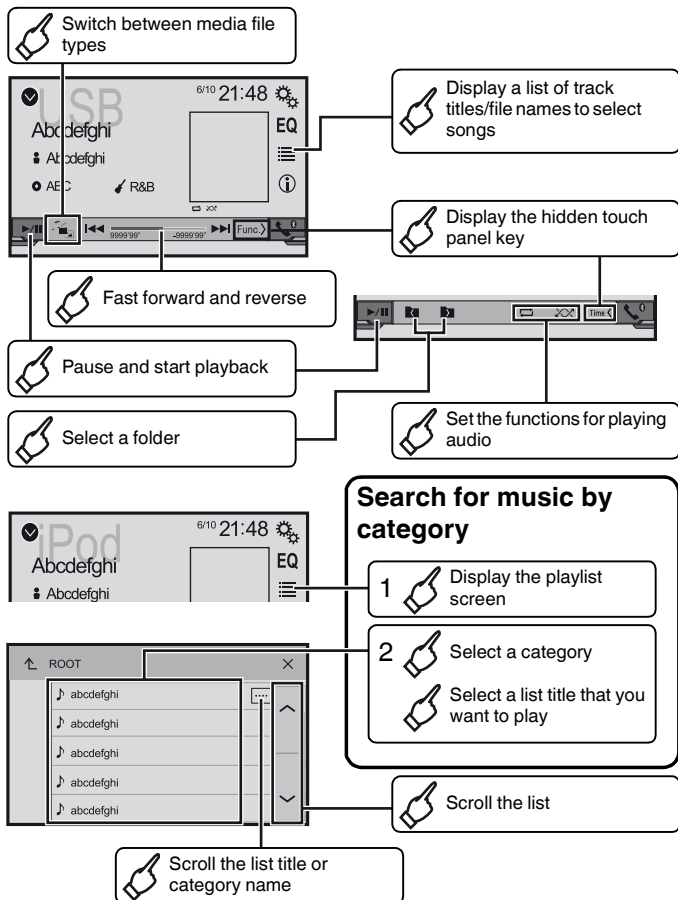
- 1  Display the playlist screen
- 2  Select a category  
 Select a list title that you want to play



 Scroll the list

 Scroll the list title or category name

## Audio operation



## Bluetooth telephone operation

270BT



Display the preset dial screen



Switch to the phone book mode



Switch to the call history list



Switch the mode to enter the phone number directly



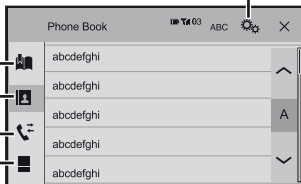
Turn private mode on and off




Accept an incoming call



Display the Bluetooth connection menu

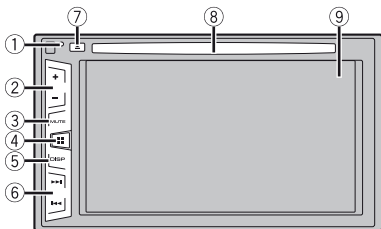


Adjust the other party's listening volume



End a call

## What's What



- ① **RESET** button
- ② **Volume (+/-)** button
- ③ **MUTE** button  
Press to switch the mute setting to on or off.
- ④ **■** button  
Press to switch the display between the top menu screen and the current source screen.
- ⑤ **DISP** button  
Press to turn the display on or off.
- ⑥ **TRK (|◀◀/▶▶|)** button  
Performs manual seek tuning, fast forward, reverse and track search controls.
- ⑦ **▲** button  
Press **▲** button to eject a disc.
- ⑧ Disc-loading slot
- ⑨ LCD screen