



Quick start guide

RDS AV RECEIVER

MVH-AV270BT MVH-AV170

English


This guide is intended to guide you through the basic functions of this unit.

For details, please refer to the Operation manual stored on the CD-ROM.

Furthermore, manuals are available on the website.

<http://www.pioneer.eu>

Notepad



Declaration of Conformity with regard to the R&TTE Directive 1999/5/EC

Manufacturer:

PIONEER CORPORATION

1-1, Shin-ogura, Saiwai-ku, Kawasaki-shi,
Kanagawa 212-0031, JAPAN

EU Representative's:

Pioneer Europe NV

Haven 1087, Keetberglaan 1,
B-9120 Melsele, Belgium/Belgique
<http://www.pioneer.eu>



English:

Hereby, Pioneer, declares that this MVH-AV270BT is in compliance with the essential requirements and other relevant provisions of Directive 1999/5/EC.

Suomi:

Pioneer vakuuttaa täten että MVH-AV270BT tyyppinen laite on direktiivin 1999/5/EY oleellisten vaatimusten ja sitä koskevien direktiivin muiden ehtojen mukainen.

Nederlands:

Hierbij verklaart Pioneer dat het toestel MVH-AV270BT in overeenstemming is met de essentiële eisen en de andere relevante bepalingen van richtlijn 1999/5/EG

Français:

Par la présente Pioneer déclare que l'appareil MVH-AV270BT est conforme aux exigences essentielles et aux autres dispositions pertinentes de la directive 1999/5/CE

Svenska:

Härmed intygar Pioneer att denna MVH-AV270BT står i överensstämmelse med de väsentliga egenskapskrav och övriga relevanta bestämmelser som framgår av direktiv 1999/5/EG.

Dansk:

Undertegnede Pioneer erklærer herved, at følgende udstyr MVH-AV270BT overholder de væsentlige krav og øvrige relevante krav i direktiv 1999/5/EF

Deutsch:

Hiermit erkläre ich, dass dieses MVH-AV270BT in Übereinstimmung mit den grundlegenden Anforderungen und den anderen relevanten Vorschriften der Richtlinie 1999/5/EG befindet. (BMW)

Ελληνικά:

ΜΕ ΤΗΝ ΠΑΡΟΥΣΑ Pioneer ΔΗΛΩΝΕΙ ΟΤΙ ΜVH-AV270BT ΣΥΜΜΟΡΦΩΝΕΤΑΙ ΠΡΟΣ ΤΙΣ ΟΥΣΙΩΔΕΙΣ ΑΠΑΙΤΗΣΕΙΣ ΚΑΙ ΤΙΣ ΛΟΙΠΕΣ ΣΧΕΤΙΚΕΣ ΔΙΑΤΑΞΕΙΣ ΤΗΣ ΟΔΗΓΙΑΣ 1999/5/ΕΚ

Italiano:

Con la presente Pioneer dichiara che questo MVH-AV270BT è conforme ai requisiti essenziali ed alle altre disposizioni pertinenti stabilite dalla direttiva 1999/5/CE.

Español:

Por medio de la presente Pioneer declara que el MVH-AV270BT cumple con los requisitos esenciales y cualesquiera otras disposiciones aplicables o exigibles de la Directiva 1999/5/CE

Português:

Pioneer declara que este MVH-AV270BT está conforme com os requisitos essenciais e outras disposições da Directiva 1999/5/CE.

Čeština:

Pioneer tímto prohlašuje, že tento MVH-AV270BT je ve shodě se základními požadavky a dalšími příslušnými ustanoveními směrnice 1999/5/ES

Eesti:

Käesolevaga kinnitab Pioneer seadme MVH-AV270BT vastavust direktiivi 1999/5/EÜ põhinõuetele ja nimetatud direktiivist tulenevatele teistele asjakohastele sätetele.

Magyar:

Aiulírott, Pioneer nyilatkozom, hogy a MVH-AV270BT megfelel a vonatkozó alapvető követelményeknek és az 1999/5/EC irányelv egyéb előírásainak.

Latviešu valoda:

Ar šo Pioneer deklarē, ka MVH-AV270BT atbilst Direktīvas 1999/5/EK būtiskajām prasībām un citiem ar to saistītajiem noteikumiem.

Lietuvių kalba:

Šiuo Pioneer deklaruojama, kad šis MVH-AV270BT atitinka esminius reikalavimus ir kitas 1999/5/EB Direktyvos nuostatas.

Malti:

Hawnhekk, Pioneer jiddikjara li dan MVH-AV270BT jikkonforma mal-htigijiet essenzzjali u ma provvedimenti oħrajn rilevanti li hemm fid-Direttiva 1999/5/EC

Slovenčina:

Pioneer týmto vyhlasuje, že MVH-AV270BT spĺňa základné požiadavky a všetky príslušné ustanovenia Smernice 1999/5/ES.

Slovensščina:

Pioneer izjavlja, da je ta MVH-AV270BT v skladu z bistvenimi zahtevami in ostalimi relevantnimi določili direktive 1999/5/ES.

Română:

Prin prezenta, Pioneer declara ca acest MVH-AV270BT este in conformitate cu cerintele esentiale si alte prevederi ale Directivei 1999/5/EU.

Български:

С настоящето, Pioneer декларира, че този MVH-AV270BT отговаря на основните изисквания и други съответни постановления на Директива 1999/5/EC.

Polski:

Niniejszym Pioneer oświadczam, że MVH-AV270BT jest zgodny z zasadniczymi wymogami oraz pozostałymi stosownymi postanowieniami Dyrektywy 1999/5/EC

Norsk:

Pioneer erklærer herved at utstyret MVH-AV270BT er i samsvar med de grunnleggende krav og øvrige relevante krav i direktiv 1999/5/EF.

Íslenska:

Hér með lýsir Pioneer yfir því að MVH-AV270BT er í samræmi við grunnkröfur og aðrar kröfur, sem gerðar eru í tilskipun 1999/5/EC

Hrvatski:

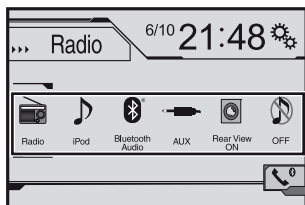
Ovime tvrtka Pioneer izjavlja da je MVH-AV270BT u skladu osnovnim zahtjevima i ostalim odredbama Direktive 1999/5/EC.

English



: Touch

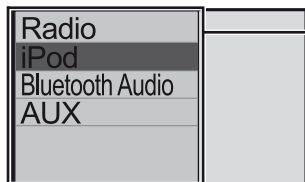
Selecting the source



Select a source



Display the source list



Select a source

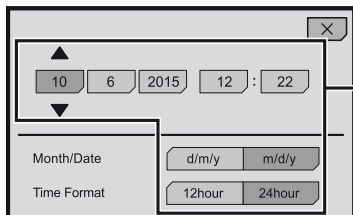
Setting the clock



1



Switch to clock adjustment display




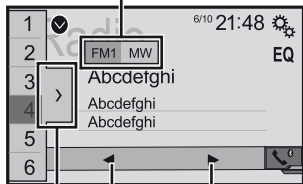
2




Adjust the clock


Tuner operation


 Select a band




 Tune into the next station if pressed.
Start seek tuning if long pressed.

Select a preset station


1  Display preset channels

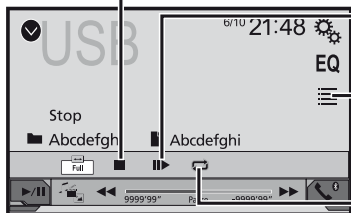
2  Select a preset channel





 Store the strongest broadcast frequencies


Moving images operation




 Stop playback




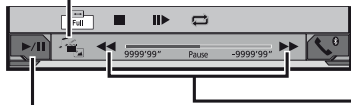
 Move ahead one frame


 Select a file from the list


 Set a repeat play range

-  : Repeat all files.
-  : Repeat the current file.
-  : Repeat the current folder.

 Switch between media file types






 Fast forward and reverse

 Pause and start playback


Moving images operation




Playing videos from your iPod

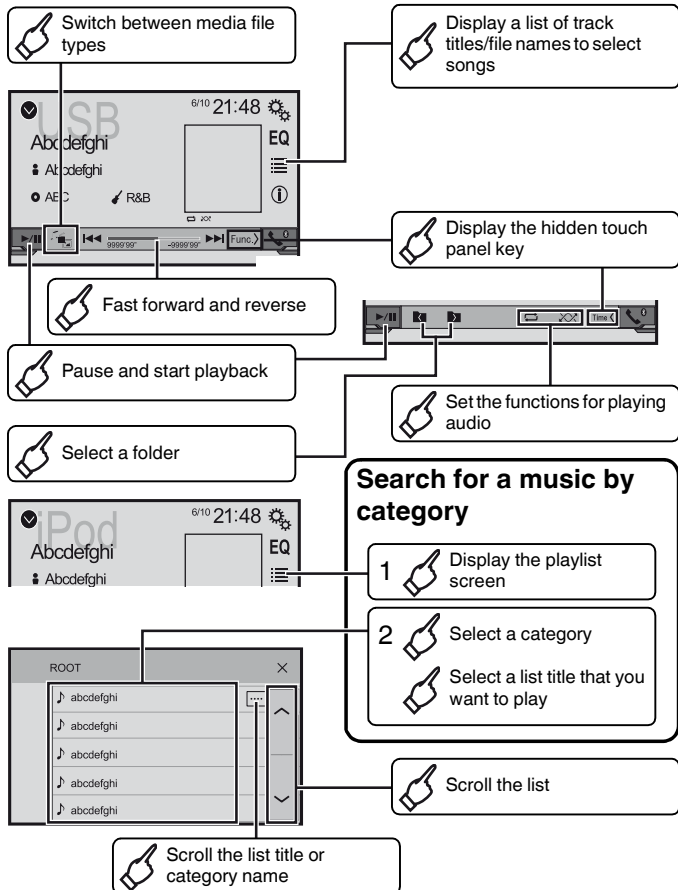
- 1  Display the playlist screen
- 2  Select a category
 Select a list title that you want to play



 Scroll the list


 Scroll the list title or category name


Audio operation





Bluetooth telephone operation


AV270BT


 Display the preset dial screen


 Switch to the phone book mode

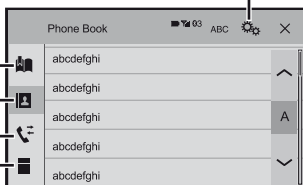
 Switch to the call history list


 Switch the mode to enter the phone number directly


 Turn private mode on and off


 Accept an incoming call

 Display the Bluetooth connection menu

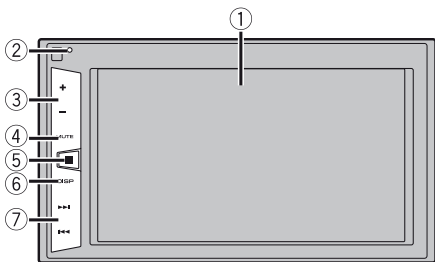


 Adjust the other party's listening volume



 End a call

What's What



- ① LCD screen
- ② **RESET** button
- ③ **Volume** (+/-) button
- ④ **MUTE** button
Press to switch the mute setting to on or off.
- ⑤ **■** button
Press to switch the display between the top menu screen and the current source screen.
- ⑥ **DISP** button
Press to turn the display on or off.
- ⑦ **TRK** (◀◀/▶▶) button
Performs manual seek tuning, fast forward, reverse and track search controls.